

## CRL Sculptured Series Aluminum Partition Post Kits

- Stock Post Sizes, RED-E to Ship
- Extruded Square Aluminum Posts for 7/32" or 1/4" (5.5 or 6 mm) Glass
- Satin Anodized, Buffed Brite Anodized, and Duranodic Bronze Finishes
- Standard Heights of 12", 18", and 24" (305, 457, and 610 mm) With Cap and Mounting Base
- Concealed Mounting Base Installs With Just Two Screws

CRL Sculptured Series Partition Posts are so versatile because you can arrange the three styles in any pattern required to complete an efficient and attractive counter post installation. Made of heavy-duty square extruded aluminum, these Posts have recessed channels that will accept 7/32" to 1/4" (5.5 to 6 mm) plate or patterned glass. The glass is secured into the recessed channels using Cat. No. 33SC Clear Silicone, which meets CRL Standards.

They're available in Satin Anodized, Buffed Brite Anodized, and Duranodic Bronze finishes. You can install them in wood, marble or vitreous counter tops using an ingenious yet simple concealed Mounting Base that requires only two screws to secure it. A black plastic Post Cap snaps in on top to complete the installation.

CRL Sculptured Series Partition Posts are stocked in standard 12", 18", and 24" (305, 457, and 610 mm) heights and are ready to ship. Each Kit contains one Post Extrusion, one Post Mounting Base, two Screws, and one Plastic Top Cap.



These Posts are stock sizes and are ready to ship. If you require Custom Posts we can fabricate these to ship from Los Angeles, California within three to five working days. Please see page P523 for more information on Sculptured Series Custom Partition Posts.

Also, for Do-it-Yourselfers, we offer ready to ship component parts so you can fabricate completed units in your own shop. See page P525 for more information.



Top Cap Included



Mounting Base Included

## CRL Offers Stock Size Sneeze Guards RED-E to Ship



For information on our Stock Size Sculptured Series Sneeze Guards to be used in food service venues with salad and dessert bars, buffet tables, and cafeteria counters, see pages P526-P527.



## CRL Sculptured Series Custom Aluminum Partition Posts



- Custom Units Fabricated and Ready to Ship From Los Angeles in Three to Five Working Days
- For Use With 1/4" (6 mm) Glazing
- Posts Can Be Fabricated Up to 36" (914 mm) Tall
- Available in Satin Anodized, Buffed Brite Anodized, Duranodic Bronze, and Powder Painted Finishes



End

Center

Corner



End  
See Page P525

Center  
See Page P525

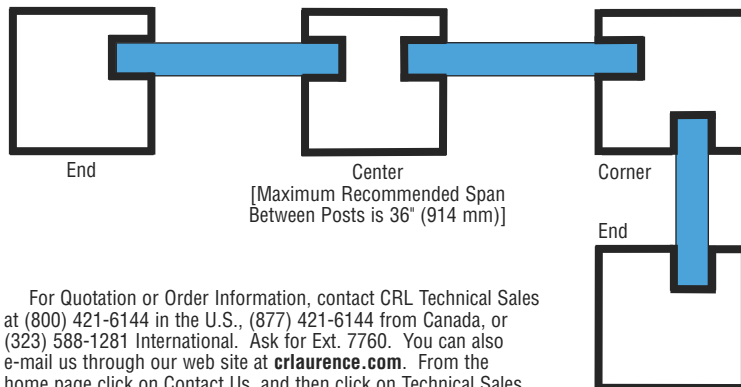
Corner  
See Page P525

Black Plastic Top Cap  
See Page P525

Universal Post Mounting Base  
See Page P525

Our line of Sculptured Series Aluminum Partition Posts can also be custom made to order. Square Aluminum Extrusion is available in Satin Anodized, Buffed Brite Anodized, and Duranodic Bronze finishes. Recessed channel holds 7/32" to 1/4" (5.5 to 6 mm) glass. Included Black Top Cap and Universal Post Mounting Base fit snugly in the Extrusion. A step-by-step Quote/Order process is provided below to assist you in your selection. Custom Partition Posts will be fabricated and ready to ship from Los Angeles, California within three to five working days. CRL has weekly re-supply trucks which stock our many warehouses around the U.S. and Canada. If time is not an issue we can arrange for our truck to get your Custom Posts to your local CRL branch for shipment. Please allow for seven to ten working days.

### Plan View of Divider Assembly Showing Post Placement



For Quotation or Order Information, contact CRL Technical Sales at (800) 421-6144 in the U.S., (877) 421-6144 from Canada, or (323) 588-1281 International. Ask for Ext. 7760. You can also e-mail us through our web site at [crlaurence.com](http://crlaurence.com). From the home page click on Contact Us, and then click on Technical Sales.

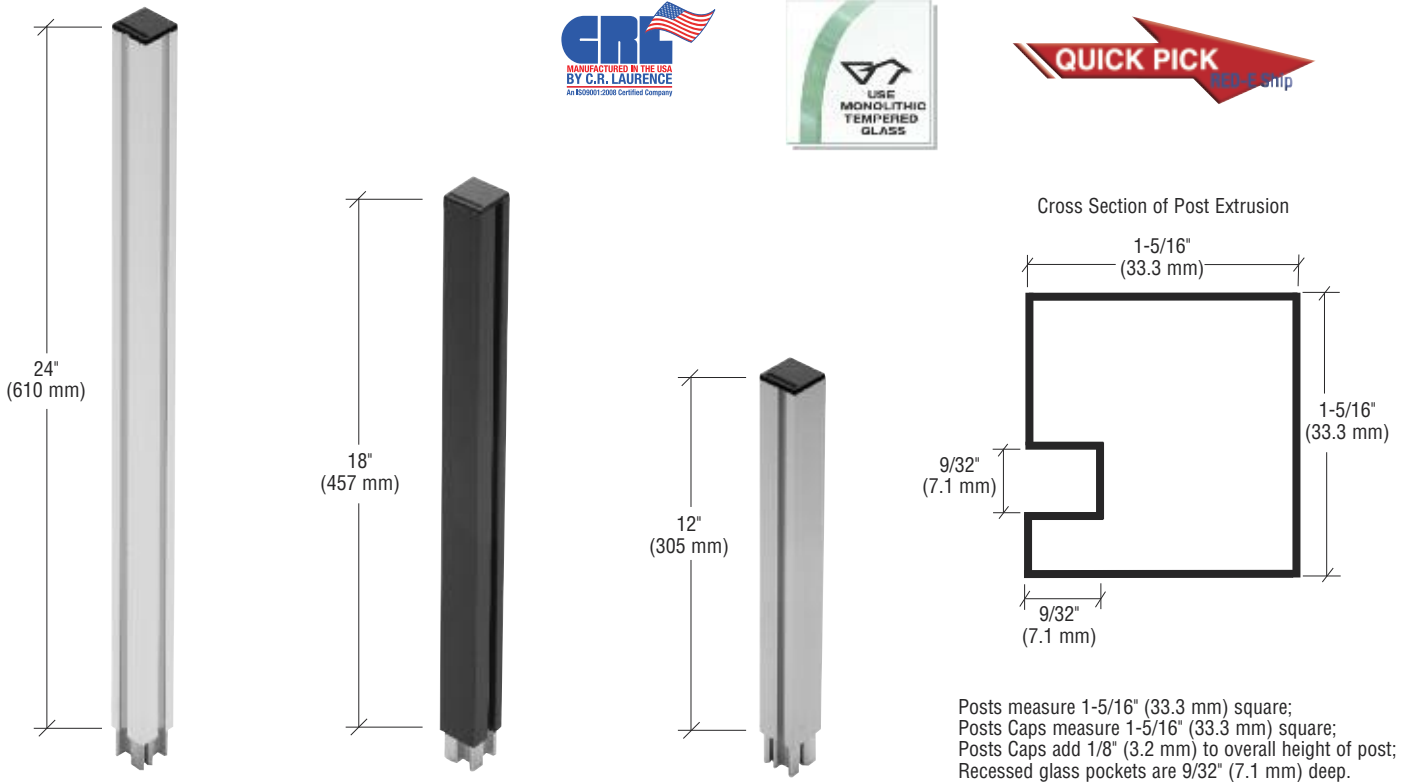
#### Custom Sculptured Series Post Quote/Order Steps




1. Specify Post Style and Quantity  
 \_\_\_\_\_ End    \_\_\_\_\_ Center    \_\_\_\_\_ Corner
2. Select a Finish
 

<input type="checkbox"/>	Satin Anodized	<input type="checkbox"/>	Duranodic Bronze
<input type="checkbox"/>	Buffed Brite Anodized		
<input type="checkbox"/>	Powder Painted RAL Color # _____		
3. Specify Post Height in Inches \_\_\_\_\_  
 \_\_\_\_\_  
 \_\_\_\_\_

Each Custom Post Includes a Plastic Top Cap and Universal Mounting Base with Two Screws.

## CRL Sculptured Series Aluminum Partition Post Kits

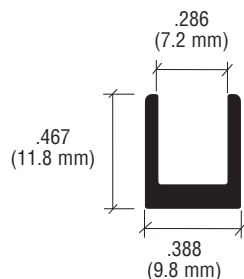


POST TYPE	WEIGHT	POST FINISHES			
		SATIN ANODIZED	DURANODIC BRONZE	BUFFED BRITE ANODIZED	
		CAT. NO.	CAT. NO.	CAT. NO.	CAT. NO.
 Corner	12" (305 mm)	<b>6406312</b>	<b>6407312</b>	<b>6408312</b>	
	18" (457 mm)	<b>6406318</b>	<b>6407318</b>	<b>6408318</b>	
	24" (610 mm)	<b>6406324</b>	<b>6407324</b>	<b>6408324</b>	
 Center	12" (305 mm)	<b>6406412</b>	<b>6407412</b>	<b>6408412</b>	
	18" (457 mm)	<b>6406418</b>	<b>6407418</b>	<b>6408418</b>	
	24" (610 mm)	<b>6406424</b>	<b>6407424</b>	<b>6408424</b>	
 End	12" (305 mm)	<b>6406512</b>	<b>6407512</b>	<b>6408512</b>	
	18" (457 mm)	<b>6406518</b>	<b>6407518</b>	<b>6408518</b>	
	24" (610 mm)	<b>6406524</b>	<b>6407524</b>	<b>6408524</b>	

Minimum order: 1 each. All Post Kits can be combined for quantity pricing. Post Kits include post extrusion, top cap, mounting base, and screws.

## CRL Top and Bottom U-Channel

U-Channel for exposed top or bottom edges of glass panels between Partition Posts. You can either screw the U-Channel to the counter for securing the bottom of the glass, or place it on the top of the glass and secure it with vinyl or our Cat. No. 33SC Clear Silicone. Also available in other finishes. Please visit [crlaurence.com](http://crlaurence.com).






- Extruded Aluminum U-Channel in Finishes to Match Our Sculptured Series Posts








CAT. NO.	FINISH	STOCK LENGTH
D631A	Satin Anodized	12'-0" (3.66 m)
D631DU	Duranodic Bronze	12'-0" (3.66 m)
D631BA	Buffed Brite Anodized	12'-0" (3.66 m)

Minimum order: 1 stock length. All CRL Aluminum Extrusions can be combined for quantity pricing. Packing charge added to orders of less than 10 combined lengths. F.O.B. CRL warehouses. Specify cutting instructions if stock lengths are to be shipped via U.P.S.

## "Make Your Own" CRL Sculptured Series Partition Posts

- Select the Post Extrusions That Meet Your Needs From Stock Lengths of 72" (1.8 m) or 146" (3.7 m)
- Outside Dimension of Posts is 1-5/16" x 1-5/16" (33 x 33 mm) With 9/32" (7 mm) Deep Recessed Pockets
- Three Post Configurations: 90 Degree Corners, Centers, and Ends
- Can Also Be Used to Fabricate Sculptured Series Sneez Guards



	POST FINISHES	SATIN ANODIZED CAT. NO.	DURANODIC BRONZE CAT. NO.	BUFFED BRITE ANODIZED CAT. NO.
<b>DESCRIPTION</b>				
 72" (1.8 m) Corner Post Extrusion		6421000	6421010	6421020
 146" (3.7 m) Corner Post Extrusion#		6431000	6431010	6431020
<b>Corner</b>				
 72" (1.8 m) Center Post Extrusion		6422000	6422010	6422020
 146" (3.7 m) Center Post Extrusion#		6432000	6432010	6432020
<b>Center</b>				
 72" (1.8 m) End Post Extrusion		6423000	6423010	6423020
 146" (3.7 m) End Post Extrusion#		6433000	6433010	6433020
<b>End</b>				
 146" (3.7 m) Mounting Base Extrusion#		6435000	—	—

Minimum order: 1 each. Post Extrusions can be combined for quantity pricing. #146" (3.7 m) Extrusions must ship common carrier, unless you specify we cut them for U.P.S. A Cutting Charge will apply.

### CRL Post Caps



Choice of black plastic  
Sculptured Post Caps snap into all three Post Extrusions. Minimum order is one each.

### CRL Post Mounting Base

Post Mounting Bases are 1-1/8" (28.5 mm) square with ribbed sides. Use included screws for mounting into any surface, then complete installation by press-fitting post to conceal base. Minimum order is one each.



**CAT. NO. 6406002**

### CRL 90 Degree Splicing Lug

For splicing Post Extrusion at a 90 degree angle to make a sneeze guard with a flat top shelf. Minimum order is one each.



**CAT. NO. 6406003**

### CRL 135 Degree Splicing Lug

For splicing Post Extrusion at a 135 degree angle to make a sneeze guard with a slant top. Minimum order is one each.



**CAT. NO. 6406004**

- Cut Post Extrusion to Length



- Attach Post Mounting Base to the Counter



- Slip Extrusion Over the Mounting Base



- Snap in the Plastic Post Cap

